

# **YANMAR** **POWER//TRAIN**

## Dealer User Guide



Revision 4.0

August 26, 2024

## Table of Contents

Registration and Sign In.....	2
Home Page.....	3
Learning Catalog.....	5
My Plan.....	7
Groups.....	8
Frequently Asked Questions .....	10
Registration Form .....	12

## Registration and Sign In

Welcome to YANMAR Power//Train. Power//Train is the registration and e-learning system for YANMAR and its Group Companies Dealers and Employees. This guide is designed to help YANMAR Group Dealers sign in, navigate, register, and participate in training courses on the YANMAR Power//Train system.

To obtain a username and password, complete the form at the end of this guide and submit to [training-ya@yanmar.com](mailto:training-ya@yanmar.com), or contact the Yanmar Training Department at 855-416-7091, option 6, to obtain the form. Login credentials will be sent via email.

To log in, visit [www.yanmarpowertrain.com](http://www.yanmarpowertrain.com) and enter your username and password.

**YANMAR**  
**POWER//TRAIN**

New to Power//Train?  
Please contact [training-ya@yanmar.com](mailto:training-ya@yanmar.com) to request a login.  
Use of this site is restricted to dealers of Yanmar America and its subsidiaries.

USERNAME\*

PASSWORD\*

Keep me signed in      [Forgot Password?](#)

**SIGN IN**

English (System's Default)  繁体中文 (Chinese Simplified)  Nederlands (Dutch)  Français (French)  Deutsch (German)  Bahasa Indonesia (Indonesian)  Italiano (Italian)  日本語 (Japanese)  한국어 (Korean)  Portuguese Continental  Español (Spain)  Thai  Vietnamese

Support | About | Terms and Conditions | Privacy  Copyright © 2024 Saba Software, Inc. All rights reserved.

## Home Page

The YANMAR Power//Train home page is divided into several sections which are designed to make navigation easy for all users. The top portion, or system canvas, includes navigation buttons to direct you to the most popular areas. Below is a quick description of each location.



### Learning Catalog:

- Takes user to the training catalog. Here the user will see can search for and see available classes.
- Classes can be Web-Based, Instructor-Led or Virtual Classroom.

### My Plan:

- Displays a list of classes that are assigned, in progress and completed.
  - o Classes may be assigned by the users manager or the system administrator

### My Profile:

- Allows the user to change their profile, insert a picture, etc.

### Learning Paths:

- Displays learning paths based on product or system that identifies recommended classes and the recommended order in which they should be taken. In some cases, prerequisites will require that classes be taken in a particular order.

Below the system canvas, the home page is divided into 2 columns. Beginning with the left column, the first item is a space where the user can start a conversation, contribute links and files, set up meetings and initiate private messages with other users in a group. Note that some groups may not allow conversations. Groups will be discussed in more detail in a later section. All YANMAR America Dealers are part of a default group entitled YANMAR America Dealers. For Group Companies, a default dealer group will be made for each company.

What's on your mind?

Post your thoughts here. Add richer content using the icons below or drag and drop.




The activity stream is just below the conversation starter. Here are conversations, files, etc. that have been contributed by other users in the group(s).

Activity Stream | [Filters](#)

**Joe Thomas** contributed a file to [Energy Systems](#)  
18-JUL-2019 8:56 AM

**New VRF web course**  
VRF Introduction course, this is a pre-requisite for In-res VRF course



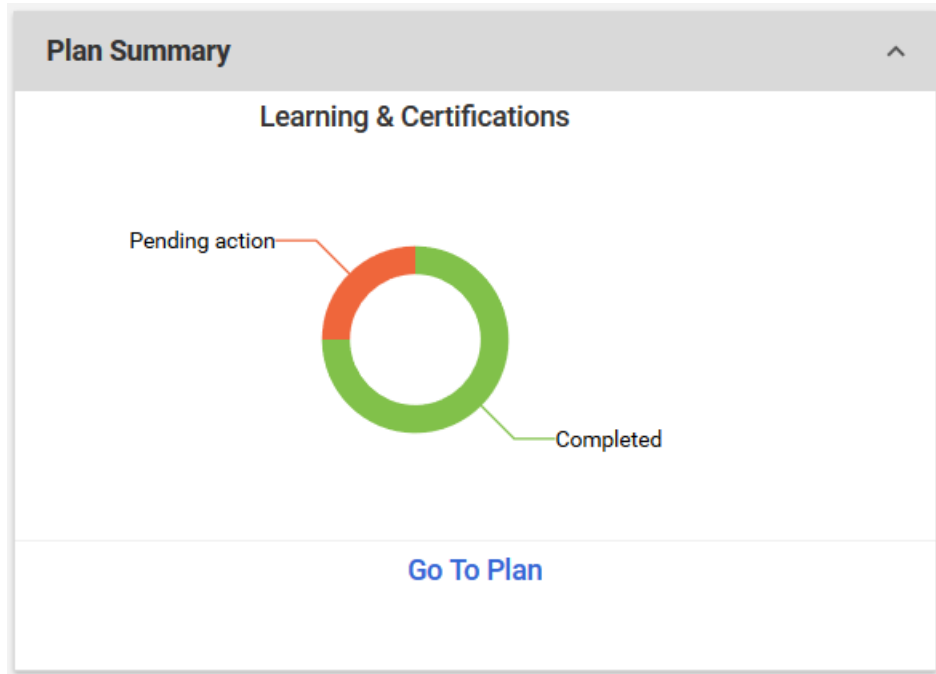
VRF Introduction

Like Share Comment Tag Download

1 Like

**Joe Thomas** contributed a file to [Energy Systems](#)  
18-JUL-2019 8:48 AM

The first item in the right column is the plan summary. This is a quick view for the user to see how many courses they have in progress, completed, and pending action. (Click on Go To Plan to view the My Plan page for more detailed information.)



## Learning Catalog

The Learning Catalog can be accessed from the home page in two ways. The first is to click the Learning Catalog button on the system canvas. The second is to click the Browse button in the upper right corner of the menu bar and select Learning Catalog.

The Learning Catalog default view highlights Featured Learning, New Learning and Top-Rated Learning, where each are defined as follows:

- Featured Learning
  - o Courses that are recommended, or can be used by multiple product groups
- New Learning
  - o Courses that have been recently added
- Top Rated Learning
  - o Based on reviews from students

☰
**YANMAR**  
POWER//TRAIN
☰ Browse

All Areas
▼

🔍

---

**BROWSE**

P = Parts Training

S = Sales Training >

T = Basics & Fundamentals (Levels 100, 200 & ... >

V = Technical Training >

Y = Systems Training >

---

**FILTER BY** APPLY

**LEARNING EVENT TYPE**

Course

Curriculum

Package

Certification

**OFFERED AS**

Blended


Instructor-Led

Virtual Classroom

Web-Based


**LOCATION**

### Featured Learning




**VI035-7 Dealer Webinar**  
1 Class  
Recording of dealer webinar introducing the VI035-7 Excavator.

★★★★★



**Yanmar CTL - TL100VS Web Based Sales Training Curriculum**

★★★★★




**Industrial Engine Sales Curriculum**  
Getting Started with Industrial Engine Sales training curriculum is a ...  
[more...](#)


★★★★★

[▼ More](#)


### New Learning



**Yanmar CTL Virtual Dealer Launch Event - Part 2**  
1 Class  
Recording of launch webinar from August 20, 2024



**SM Tractor - PTO Overview**  
1 Class  
This module covers how to operate the multi-position PTO of the SM ser ...  
[more...](#)



**SM240 Tractor Overview**  
1 Class  
Features, functions, and specifications of the SM240 and SM240H tractors ...  
[more...](#)

To see a full list of classes, click on the category buttons in the upper left. Classes can be filtered using the check boxes on the left of the screen.

To see additional information about a particular course, including the course description and class dates, click on the course name.

The full course description and a list of class offerings is now shown. For instructor-led classes, a list of available dates will be shown. There may be additional pages of available dates.

To register for the class, click the Enroll button next to the class offering for which you would like to register.

The screenshot shows the course page for 'TNV Engine - Testing, Troubleshooting and Repair'. At the top, there is a navigation bar with 'YANMAR POWER//TRAIN', a 'Browse' button, and a search bar. Below the navigation, there is a 'Back' link and a course image of a diesel engine. The course title is 'TNV Engine - Testing, Troubleshooting and Repair', with course ID 'VA2301EI' and version 'V 1.1'. A 'Not Registered' button is visible, along with a 5.0 star rating based on 1 review. A 'SEE CLASSES TO ENROLL' button is also present. The 'Overview' section describes the course as 'Course Level 300' and mentions recent changes in EPA exhaust emissions regulations. Below the overview, there is a section for 'Other Classes' with filters for 'Available' and 'Completed'. A specific class session is listed for '10-SEP-2024 - 12-SEP-2024' with session details: '10-SEP-2024 | 9:00 AM - 12:00 PM (EDT) +5 Others'.

If the selected class has an associated fee, the user will be redirected to the payment screen where credit card payment is available.

Once registration is complete, the user will receive a confirmation email and an email that includes the Evo Center Visitors Guide with information on hotels and the local area.

## My Plan

The My Plan page can be accessed from the home page in three ways. It can be accessed using the system canvas button; from the Plan Summary portal and by clicking the me button in the menu dropdown at the upper left of the screen, represented by 3 horizontal lines.

The screenshot shows the 'My Plan' page. At the top, there is a 'My Plan' header with an 'ACTIONS' dropdown. To the right, there are tabs for 'Plan', 'To-Do Lists', and 'Calendar'. Below the header, there is a 'Learning & Certifications' section with a donut chart showing 3 completed items and 1 pending action. Below the chart, there is a table with the following data:

NAME	PROGRESS	DUE	ACTIONS
<b>TNV Engine Testing, Troubleshooting &amp; Repair ILT</b> Course Version:1.1 Source : Jim Test User 1	PENDING REGISTRATION	31-MAR-2020 222 days remaining	VIEW CLASSES

The My Plan page allows users to look at their overall progress. The graphic in the upper left shows the user how many courses have been completed, are in progress, or have a pending action to be taken. Clicking on any of these will change the filter for the list below. By default, courses that are in process or have pending action are shown.

In some cases, it may be necessary for a student to exit a web-based course prior to its completion. In this case, the class will be listed as In Progress and a Launch button will be shown on the My Plan page that users must click to resume the class.

On occasion, there may be a need to drop a class that has been previously registered. This is done by clicking the down arrow to the right of each class. Click on the arrow and select drop. In most cases, the drop policy is set to allow students to drop a class up to 2 weeks before the scheduled start date. Classes dropped within 2 weeks of the start date may be subject to a drop fee.

## Groups

A group is a smaller community of users that are linked together. Groups allow information or resources to be shared with a specific sub-set of users where distribution to all is not required. These groups can be public or private. All YANMAR America dealers are part of the YANMAR America Dealers group. Additionally, each YA dealer is also a member of the group for the product lines they represent. The product groups are open to both Dealers and YA employees as an additional way to distribute information to the dealer network. Each Yanmar Group company will have a dealer group available.

The Groups home page can be accessed using the menu drop down in the upper left of the screen, represented by 3 horizontal lines.

The Groups home page is broken down into sections, including: Recent Discussions, Featured, Group Workspaces, Actions, My Groups, New Groups and Popular Discussion Categories.

The screenshot displays the Groups home page layout. On the left side, there are three stacked panels: 'RECENT DISCUSSIONS' with a 'NEW DISCUSSION' button and 'No Records Found'; 'FEATURED' with 'No featured content yet.'; and 'GROUP WORKSPACES' with 'No workspace added yet'. On the right side, there are three stacked panels: 'ACTIONS' (empty); 'MY GROUPS' listing 'Energy Systems' (116 members), 'Industrial Engine' (546 members | Leave), and 'YANMAR America Dealers' (1455 members) with a 'View all >' link; and 'NEW GROUPS' listing 'YANMAR EMEA Top' (4 members), 'EVO Test Group' (2 members), and 'Utility Task Vehicle' (111 members | Join).

### Recent Discussions

- The most recent discussion post from groups the user is part of
- Discussions are not available in all groups
  - o Can be turned on or off by the group owner

### Featured

- Group shared content that is marked as featured, allowing it to be displayed for easy access

### Group Workspaces

- A wiki-like framework for content sharing and collaboration
- Can be turned on or off by the group owner

### My Groups

- A list of groups the user is part of
  - o Click on the group name to see the group page
  - o Start a new discussion (if available)

### New Groups

- A list of new groups that have been created, which the user is able to join

## Frequently Asked Questions

### Who do I contact if I have questions not answered above?

- YANMAR America Hotline - 855-416-7091; Training Department - Option 6.

### Why does online training hang up or not play when accessed?

- YA recommends you use either Firefox or Google Chrome. We have experienced issues with both Internet Explore and Edge so you should avoid using these browsers.

### Why do training courses not load?

- Check pop-up blocker settings on your browser. This feature can prevent the online course loading. For this reason, we recommend they be disabled. Note that this procedure varies by browser.

### How do I Reset my Password?

- Click on the 'forgot password link' on the sign-up screen and enter the email address associated with the account. A password reset link will be sent.

### The Dealership location has moved to another location. What should I do?

- Contact the YANMAR Training Department @ 855-416-7091, Option 6, or send an email to [training-ya@yanmar.com](mailto:training-ya@yanmar.com) to make this change.

### How do I enroll in POWER//TRAIN?

- Click the sign-up button on the login screen. See instructions in this document for complete instructions.

### How do I cancel or re-schedule instructor-led training?

- Go to the "My Plan" page and locate the scheduled course. To the right side, there is a drop-down arrow. Click the drop-down and select "Drop". Individuals can then register for another available date.

### How do I assign classes to my staff?

- In order to do this, you must be assigned as a Manager to a group of users or listed as the organization administrator for the dealer.
- Click on the 3 horizontal bars in the upper left corner of the screen and select the "My Team" button. In the new screen, a link in the right column will say "Assign Learning".

### **How do I see courses my people have completed?**

- In order to do this, you must be assigned as a manager to a group of users or listed as the organization administrator for the dealer.
- Click on the 3 horizontal bars in the upper left corner of the screen and select the “My Team” button. In the new screen, click on the user to view completed courses.

### **What if I don't see courses for a new product line/division?**

- This is a matter of privilege which is set by the POWER//TRAIN Administrator. Contact the YANMAR Training Department @ 855-416-7091, Option 6, or send an email to [training-ya@yanmar.com](mailto:training-ya@yanmar.com).

